



2014 29er World Championship

CORK














Results are final as of 16:29 on August 2, 2014

Gold Fleet

Sailed: 11, Discards: 2, To count: 9, Entries: 25, Scoring system: Appendix A

Rank	SailNo	HelmName	CrewName	Nat	City	Youth	Female	QPoints	R1	R2	R3	R4	R5	R6	R7	R8	R9	R10	Total	Nett
1st	AUS4	Kurt Hansen	Harry Morton		Davistown	Y		2.0	1.0	3.0	(26.0 OCS)	1.0	6.0	3.0	8.0	2.0	(19.0)	4.0	75.0	30.0
2nd	FRA13	Brice Yrieix	Loic Ficher-Guillou		St Philibert	Y		1.0	8.0	7.0	(11.0)	7.0	7.0	2.0	8.0 RDG	4.0	3.0	(11.0)	69.0	47.0
3rd	GER14	Jasper Steffens	Tom Lennart Brauckmann		Kiel	Y		8.0	4.0	5.0	3.0	9.0	1.0	10.0	5.0	(20.0)	(21.0)	18.0	104.0	63.0
4th	ESP16	Tania Bonilla	Marc Chapon		Cabrera De Mar			4.0	21.0	2.0	7.0	3.0	8.0	6.0	9.0	3.0	(24.0)	(23.0)	110.0	63.0
5th	NZL2269	Micah Wilkinson	Jack Rogers		Cambridge	Y		3.0	2.0	13.0	2.0	8.0	14.0	(18.0)	3.0	(21.0)	5.0	16.0	105.0	66.0
6th	SLO15	Peter Lin Janezic	Anze Podlogar		Ljubljana	Y		9.0	9.0	(14.0)	5.0	6.0	(17.0)	4.0	7.0	13.0	7.0	6.0	97.0	66.0
7th	GBR2045	Gillies Munro	Daniel Harris		R.F.Y.C. Scotland	Y		7.0	6.0	4.0	1.0	2.0	(20.0)	14.0	(24.0)	8.0	12.0	15.0	113.0	69.0
8th	AUS6	Jim Colley	Shaun Connor		Avalon	Y		5.0	5.0	8.0	4.0	4.0	11.0	(19.0)	15.0	7.0	(17.0)	10.0	105.0	69.0
9th	USA928	Romain Screve	Antoine Screve		Ross			16.0	16.0	17.0	(22.0)	(23.0)	9.0	5.0	4.0	1.0	2.0	2.0	117.0	72.0
10th	GBR18	Owen Bowerman	Morgan Peach		Havant	Y		14.0	(23.0)	11.0	(26.0 OCS)	5.0	10.0	13.0	12.0	18.0	4.0	7.0	143.0	94.0
11th	GBR23	Mimi El-Khazindar	Ben Batten		Lymington	Y		12.0	10.0	9.0	10.0	17.0	(21.0)	7.0	11.0	6.0	14.0	(21.0)	138.0	96.0
12th	GER2159	Jacob Clasen	Luke Willim		Wedel	Y		15.0	15.0	15.0	(19.0)	15.0	5.0	15.0	10.0	(19.0)	6.0	1.0	135.0	97.0
13th	FRA2176	Gwendal Nael	Pierre Tytgat		Gu,rande	Y		13.0	(24.0)	(25.0)	16.0	20.0	12.0	9.0	2.0	11.0	1.0	19.0	152.0	103.0
14th	GER2260	Jost Lindemann	Lukasz Schaeper		Hamburg	Y		11.0	7.0	6.0	6.0	10.0	(25.0)	17.0	21.0	(25.0)	20.0	5.0	153.0	103.0

15th	NED2227	Cas Van Dongen	Daniel Bramervaer		Abcoude			25.0	11.0	16.0	8.0	(21.0)	3.0	11.0	13.0	5.0	(22.0)	14.0	149.0	106.0
16th	ARG1800	Tomas Di Luciano	Brian Higgins		San Fernando	Y		20.0	14.0	20.0	13.0	14.0	2.0	(26.0 DNF)	6.0	10.0	(26.0 UFD)	8.0	159.0	107.0
17th	GBR2025	Matt Venables	Curtis Mearns		Birmingham	Y		24.0	12.0	(22.0)	12.0	12.0	(22.0)	1.0	19.0	9.0	18.0	3.0	154.0	110.0
18th	USA19	Zack Downing	Riley Gibbs		Leucadia			6.0	3.0	1.0	(26.0 DNF)	(26.0 DNC)	24.0	22.0	14.0	22.0	9.0	24.0	177.0	125.0
19th	HKG2244	Yann D'Argenlieu	Nathan Bradley		Hong Kong	Y		18.0	20.0	(24.0)	18.0	13.0	4.0	8.0	(22.0)	15.0	10.0	20.0	172.0	126.0
20th	USA1131	Sean Brennan	Pere Puig		Miami	Y		23.0	(22.0)	10.0	14.0	16.0	15.0	12.0	18.0	(23.0)	11.0	9.0	173.0	128.0
21st	CAN2004	Ryan Wood	Andrew Wood		West Vancouver	Y		19.0	(25.0)	(23.0)	17.0	22.0	13.0	20.0	1.0	17.0	8.0	12.0	177.0	129.0
22nd	GBR2117	Ed Connellan	Matthew Rhodes		Brigstock			22.0	18.0	(19.0)	9.0	11.0	16.0	(24.0)	17.0	14.0	16.0	17.0	183.0	140.0
23rd	GER1857	Hinnerk Siemsen	S'tren Brandt		Eckernf'rde	Y		10.0	13.0	18.0	15.0	19.0	19.0	(21.0)	20.0	16.0	13.0	(22.0)	186.0	143.0
24th	GER1898	Paul Farien	Mirco Kl'sel		Bordesholm	Y		21.0	19.0	21.0	20.0	18.0	(23.0)	16.0	16.0	(24.0)	15.0	13.0	206.0	159.0
25th	GBR1784	James Grummett	Daniel Budden		Clitheroe	Y		17.0	17.0	12.0	21.0	(26.0 DNC)	18.0	23.0	23.0	12.0	23.0	(25.0)	217.0	166.0

PENALTY CODES

UFD : Amendment #3 SI 12.4

A30% : SI 18.1

10% : SI 20.3 Checkout/ checkin failure. Different penalties for Gold & Silver/Bronze

BFD : Disqualification under rule 30.3

OCS : On Course Side

DNC : Did not start

DNF : Did not finish


DSQ : Disqualification

Silver Fleet

Sailed: 11, Discards: 2, To count: 9, Entries: 38, Scoring system: Appendix A

Rank	SailNo	HelmName	CrewName	Nat	City	Youth	Female	QPoints	R1	R2	R3	R4	R5	R6	R7	R8	R9	R10	Total	Nett
1st	ARG1884	Ignacio Varisco	Nicolas Peirano Prat		San Isidro			1.0	4.0	(12.0)	1.0	2.0	6.0	1.0	5.0	4.0	2.0	(23.0)	61.0	26.0
2nd	USA11	Nicolas Muller	Ian Macdiarmid		Fort Pierce	Y		12.0	1.0	2.0	3.0	7.0	3.0	2.0	(23.0)	3.0	(13.0)	12.0	81.0	45.0
3rd	AUS2261	Ezra Pritchard	Tom Siganto		Runaway Bay, Gold Coast	Y		2.0	6.0	(25.0)	10.0	(18.0)	1.0	3.0	3.0	12.0	8.0	2.0	90.0	47.0
4th	USA2190	Jacob Rosenberg	Rhodes Garner		Huntington Beach	Y		10.0	7.0	7.0	5.0	1.0	11.0	(30.0)	(25.0)	8.0	4.0	3.0	111.0	56.0
5th	USA1418	Shane Riera	Wade Waddell		Miami	Y		21.0	11.0	4.0	(12.0)	3.0	4.0	(13.0)	6.0	10.0	7.0	9.0	100.0	75.0
6th	NZL416	James Wilson	Oscar Gunn		Auckland	Y		8.0	8.0	3.0	11.0	6.0	(39.0 BFD)	(22.0)	11.0	5.0	19.0	8.0	140.0	79.0
7th	ESP1787	Carla Munte	Marta Munte		Sant Carles De La Rapita	Y	F	26.0	18.0	(20.0)	20.0	(28.0)	2.0	6.0	7.0	1.0	1.0	10.0	139.0	91.0
8th	USA2251	Max Brill	Zach Malcolm		San Diego	Y		3.0	(26.0)	(27.0)	17.0	22.0	8.0	9.0	20.0	7.0	12.0	1.0	152.0	99.0
9th	HKG2165	Ferdinand Heldman	Leonardo Giustniani		Hong Kong	Y		9.0	10.0	9.0	2.0	5.0	(23.0)	18.0	19.0	17.0	(28.0)	16.0	156.0	105.0
10th	GBR2174	Tilly James	Robbie Robinson		Claverdon			4.0	(30.0)	8.0	(39.0 DNF)	9.0	16.0	5.0	1.0	26.0	14.0	24.0	176.0	107.0
11th	GER1970	Gesa Bornemann	Anisah Schuchmann		Weener	Y	F	24.0	28.0	22.0	(29.0)	(30.0)	5.0	4.0	10.0	2.0	9.0	5.0	168.0	109.0
12th	GER2180	Max Stingele	Julius David		Kiel	Y		5.0	21.0	1.0	6.0	4.0	(29.0)	12.0	(37.0)	23.0	25.0	13.0	176.0	110.0
13th	CAN1423	Rachel Spinelli	Ian Woodbury		Maple Ridge			11.0	16.0	15.0	14.0	10.0	(39.0 BFD)	15.0	2.0	6.0	21.0	(29.0)	178.0	110.0
14th	GBR2291	Ruth Allan	Alice Masterman		Hants		F	7.0	2.0	13.0	(22.0)	12.0	19.0	21.0	12.0	22.0	6.0	(27.0)	163.0	114.0
15th	GBR2027	Rob Loveridge	Emma Loveridge		Stratford-On-Avon	Y		6.0	9.0	5.0	4.0	17.0	17.0	27.0	(28.0)	19.0	10.0	(28.0)	170.0	114.0
16th	GBR1220	Barnaby Blackstone	Hugh Ward		Free Heath	Y		19.0	3.0	21.0	7.0	19.0	(25.0)	20.0	(22.0)	14.0	3.0	11.0	164.0	117.0
17th	GBR2235	Charlotte	Katie		Burnham-	Y	F	17.0	23.0	11.0	(34.0)	(33.0)	22.0	8.0	8.0	11.0	11.0	15.0	193.0	126.0

		Hooper	Dabson		On-Crouch																
18th	CAN1260	Henry Lockyer	Riley Timmins		Halifax	Y			13.0	14.0	17.0	9.0	11.0	(27.0)	(25.0)	13.0	18.0	15.0	19.0	181.0	129.0
19th	CAN1813	Vladimir Estoup	Breno Osthoff		North Vancouver				29.0	12.0	6.0	8.0	14.0	21.0	(37.0)	14.0	16.0	17.0	(26.0)	200.0	137.0
20th	CAN1442	Emily Merry	Max Flinn		Halifax				18.0	27.0	(29.0)	27.0	20.0	10.0	24.0	4.0	(37.0)	5.0	4.0	205.0	139.0
21st	AUS2315	Liam Seagreen	Cameron Seagreen		Peppermint Grove	Y			16.0	(39.0 DNF)	(34.0)	16.0	13.0	7.0	10.0	18.0	20.0	26.0	21.0	220.0	147.0
22nd	USA1048	Neil Marcellini	Robbie Englehart		Lafayette	Y			22.0	25.0	14.0	18.0	21.0	9.0	19.0	9.0	(28.0)	(29.0)	14.0	208.0	151.0
23rd	USA219	Michael Pacholski	Haydon Stapleton		Santa Cruz				25.0	5.0	18.0	(26.0)	23.0	13.0	23.0	17.0	15.0	(27.0)	17.0	209.0	156.0
24th	CAN2293	Lloyd Lyall	Andrew Moreno		Vancouver	Y			27.0	32.0	35.0	15.0	8.0	12.0	11.0	(36.0)	13.0	(39.0 BFD)	7.0	235.0	160.0
25th	GER2106	Laura Block	Moritz Block		Strande	Y			15.0	19.0	24.0	23.0	15.0	15.0	(34.0)	15.0	(30.0)	18.0	22.0	230.0	166.0
26th	USA2311	Samuel Merson	Ian Brill		Rancho Santa Fe	Y			36.0	22.0	(36.0)	30.0	34.0	14.0	7.0	21.0	9.0	(39.0 BFD)	18.0	266.0	191.0
27th	CAN1474	Frederique Tougas	Cameron Sawyer		Saint-Sauveur				35.0	31.0	10.0	13.0	16.0	(39.0 BFD)	14.0	27.0	24.0	(39.0 BFD)	33.0	281.0	203.0
28th	USA1998	Michael Sabourin	Wells Drayton		Newport Beach	Y			14.0	17.0	33.0	21.0	(36.0)	(39.0 BFD)	31.0	16.0	29.0	24.0	25.0	285.0	210.0
29th	GER2257	Alex Baumann	Felix Baumann		Detmold	Y			31.0	29.0	23.0	28.0	24.0	20.0	16.0	(34.0)	25.0	20.0	(37.0)	287.0	216.0
30th	USA293	Kate Shaner	Alexander Tong		Kirkland				34.0	13.0	16.0	25.0	27.0	26.0	33.0	31.0	21.0	(39.0 BFD)	(34.0)	299.0	226.0
31st	CAN2155	Jean-Matthieu Bolland	Benjamin Strickland		Toronto				20.0	15.0	19.0	24.0	39.0 DNE	30.0	29.0	24.0	(35.0)	(39.0 BFD)	30.0	304.0	230.0
32nd	GER2097	Manuel Wunderle	Felix Wieland		Starnberg	Y			23.0	(39.0 BFD)	26.0	19.0	25.0	28.0	35.0	33.0	(36.0)	23.0	32.0	319.0	244.0
33rd	GBR1258	Hatty Ward	Andrew Person		Epsom	Y			28.0	24.0	(39.0 DNF)	35.0	26.0	(39.0 BFD)	36.0	29.0	32.0	30.0	6.0	324.0	246.0
34th	CAN2189	Stephane Vinet	Sophie-Andree Vinet		Montreal	Y			33.0	(35.0)	28.0	31.0	35.0	(39.0 BFD)	17.0	30.0	31.0	22.0	20.0	321.0	247.0
35th	CAN1123	Tara Yuen	Connor Rupnow		Vancouver	Y			37.0	(34.0)	30.0	(32.0)	31.0	24.0	26.0	32.0	27.0	16.0	31.0	320.0	254.0
36th	USA1471	Alex Palfrey	Daniel Goldman		Duxbury				30.0	(37.0 SB10%)	32.0	36.0	32.0	18.0	28.0	26.0	33.0	(39.0 BFD)	35.0	346.0	270.0
37th	CAN1453	Linor	Katherine		Thornhill		F		38.0	20.0	31.0	33.0	29.0	31.0	32.0	35.0	34.0	(39.0)	(36.0)	358.0	283.0

		Berezin	Mcewen														BFD)			
38th	CAN1095	Morgan Morash	Riley Morash		Timberlea			32.0	(39.0 DNC)	(39.0 DNC)	39.0 DNC	39.0 DNC	39.0 DNC	39.0 DNC	39.0 DNC	39.0 DNC	39.0 DNC	39.0 DNC	422.0	344.0

PENALTY CODES

UFD : Amendment #3 SI 12.4

A30% : SI 18.1

10% : SI 20.3 Checkout/ checkin failure. Different penalties for Gold & Sliver/Bronze

BFD : Disqualification under rule 30.3

OCS : On Course Side

DNC : Did not start

DNF : Did not finish

DSQ : Disqualification

Bronze Fleet

Sailed: 9, Discards: 1, To count: 8, Entries: 38, Scoring system: Appendix A

Rank	SailNo	HelmName	CrewName	Nat	City	Youth	Female	QPoints	R1	R2	R3	R4	R5	R6	R7	R8	Total	Nett
1st	GER1861	Theresa Blumroth	Maria Berking		Flensburg	Y	F	2.0	8.0	6.0	2.0	4.0	5.0	6.0	5.0	(19.0)	57.0	38.0
2nd	CAN1451	Virginie Corbeil	Florence Delhaes		Laval		F	5.0	3.0	10.0	1.0	6.0	(19.0)	8.0	13.0	9.0	74.0	55.0
3rd	CAN454	Calum Macdonald	Matthew Yee		Vancouver	Y		3.0	6.0	(16.0)	16.0	8.0	9.0	5.0	1.0	11.0 SB10%	75.0	59.0
4th	GER915	Bennet Steffens	Safia Schuchmann		Kiel	Y		15.0	10.0	11.0	5.0	3.0	3.0	4.0	(15.0)	12.0	78.0	63.0
5th	GER2008	Christian Schenk	Felix Reinbott		Wagh„usel	Y		7.0	9.0	12.0	11.0	(39.0 BFD)	2.0	16.0	3.0	4.0	103.0	64.0
6th	CHN2194	Nana Hu	Yineng Huang		Shanghai		F	12.0	5.0	7.0	4.0	7.0	15.0	10.0	7.0	(17.0)	84.0	67.0
7th	CAN1264	Joseph Gustafson	Elmeri Hakkinen		Vancouver	Y		4.0	4.0	18.0	17.0	1.0	13.0	13.0	(39.0 BFD)	6.0	115.0	76.0
8th	USA1845	Adele Whitmyer	Katie Kelley		Stamford		F	10.0	7.0	15.0	6.0	(39.0 BFD)	1.0	2.0	39.0 BFD	2.0	121.0	82.0
9th	CAN1463	Eric Lyall	Edward Coleman		Vancouver	Y		11.0	(39.0 RET)	2.0	3.0	5.0	7.0	7.0	39.0 BFD	10.0	123.0	84.0
10th	USA1995	Scott Mais	John Horton		Balboa	Y		16.0	18.0	5.0	15.0	(28.0)	25.0	11.0	2.0	5.0	125.0	97.0
11th	CAN1440	Sam Thompson	Max Wood-Westenberg		Oakville			14.0	2.0	13.0	12.0	17.0	14.0	17.0	8.0	(39.0 UFD)	136.0	97.0
12th	AUS1851	Chelsea Connor	Georgia Tuckey		Sydney	Y	F	9.0	11.0	4.0	(31.0)	10.0	10.0	19.0	17.0	23.0	134.0	103.0
13th	HKG2166	Scarlett Manzoni	Florrie Manzoni		Aberdeen Marina	Y	F	28.0	13.0	(32.0)	29.0	9.0	8.0	3.0	10.0	14.0	146.0	114.0
14th	CAN626	Peter Ehvert	Emily Mcilquham		Toronto			21.0	19.0	14.0	7.0	(23.0)	17.0	18.0	14.0	8.0	141.0	118.0
15th	CAN654	Aleks Vagners	Jeremy Korb		Toronto			17.0	12.0	9.0	13.0	(39.0 BFD)	28.0	12.0	16.0	18.0	164.0	125.0
16th	HKG1951	Henry Salmon	Aymeric Gillard		Deep Water Bay	Y		8.0	(39.0 RET)	1.0	18.0	16.0	22.0	14.0	20.0	29.0	167.0	128.0
17th	USA2186	Alie Toppa	Liza Toppa		Fort Lauderdale	Y	F	19.0	(39.0 TLE)	17.0	14.0	2.0	4.0	1.0	39.0 BFD	33.0	168.0	129.0
18th	CAN246	Alex Koschate	Reece Pillinger		Burlington	Y		20.0	17.0	(26.0)	8.0	18.0	20.0	21.0	23.0	3.0	156.0	130.0
19th	GBR658	Robert	Anthony Lowther		Holt			13.0	1.0	3.0	21.0	24.0	30.0	(31.0)	26.0	15.0	164.0	133.0

		Morris																
20th	CAN1475	Ben Gravelle	Spencer O'Brien		Burlington			6.0	(39.0 RET)	8.0	9.0	14.0	18.0	29.0	39.0 BFD	20.0	182.0	143.0
21st	CAN453	Spencer Powell	Jordan Spears		Toronto	Y		24.0	(39.0 RET)	20.0	20.0	12.0	16.0	22.0	18.0	16.0	187.0	148.0
22nd	CAN1414	Ian Donaldson	Aaron Strahle		Toronto	Y		27.0	(23.0)	23.0	22.0	11.0	21.0	20.0	12.0	13.0	172.0	149.0
23rd	HKG2245	Matthew Wright	Russell Aylsworth		Hong Kong	Y		18.0	(39.0 DNF)	30.0	10.0	39.0 BFD	24.0	25.0	4.0	1.0	190.0	151.0
24th	CAN1439	Christina Black	Naomi Flanagan		Kingston	Y	F	22.0	14.0	21.0	25.0	(39.0 BFD)	23.0	23.0	6.0	30.0	203.0	164.0
25th	CAN1450	Freja Frykman	Astrid Frykman		Vancouver	Y	F	31.0	(39.0 DNS)	39.0 DNC	39.0 DNC	15.0	6.0	9.0	9.0	21.0	208.0	169.0
26th	GER1599	Paul Kramer	Clara Kramer		Mnchen	Y		25.0	20.0	19.0	23.0	20.0	12.0	(33.0)	27.0	24.0	203.0	170.0
27th	HKG2164	Clara Krantz	Freya Darnton		Hong Kong	Y	F	30.0	22.0	28.0	(39.0 DNF)	13.0	11.0	15.0	39.0 BFD	26.0	223.0	184.0
28th	CAN1432	Luka Ryder-Bunting	Robin Moffatt		Belfountain	Y		33.0	21.0	22.0	27.0	21.0	26.0	27.0	11.0	(39.0 DNC)	227.0	188.0
29th	CAN1461	Joshua Yale	Michael Lynch		Toronto	Y		29.0	(39.0 TLE)	25.0	24.0	19.0	27.0	24.0	25.0	22.0	234.0	195.0
30th	CAN258	Jillian Eisener	David Kagan		Waterdown			26.0	16.0	27.0	19.0	29.0	31.0	(32.0)	21.0	31.0	232.0	200.0
31st	CAN1420	Ryan Smith	Owen Dunkley		Caledonia	Y		23.0	(39.0 DNS)	39.0 DNC	39.0 DNC	25.0	29.0	26.0	19.0	11.0	250.0	211.0
32nd	CAN859	Louis Riel-Brockie	Alexander Kruczkowski		Mississauga	Y		35.0	15.0	(39.0 TLE)	28.0	22.0	33.0	30.0	22.0	28.0	252.0	213.0
33rd	CAN1449	Cam Dean	Graeme Strathdee		Toronto	Y		36.0	(39.0 TLE)	24.0	26.0	26.0	32.0	39.0 A30%	29.0	39.0 DNC	290.0	251.0
34th	CAN827	Ryan Wynott	Julian Retzlaff		Toronto			34.0	(39.0 TLE)	31.0	30.0	39.0 DNF	39.0 DNC	28.0	24.0	27.0	291.0	252.0
35th	CAN850	Mac Morrin	Florence Hogg		Kingston			37.0	(39.0 DNC)	39.0 TLE	32.0	27.0	35.0	36.0	28.0	25.0	298.0	259.0
36th	IND663	Varsha Gautham	Aishwarya Nedunchezhiyan		Chennai	Y	F	1.0	(39.0 DNS)	39.0 DNC	39.0 DNC	39.0 DNC	39.0 DNC	39.0 DNC	39.0 DNC	39.0 DNC	313.0	274.0
37th	CAN2294	Nicholas Roberts	Alex Collins		Seattle			32.0	(39.0 TLE)	29.0	39.0 DNS	30.0	34.0	35.0	39.0 BFD	39.0 DNC	316.0	277.0
38th	CAN1252	Francesca Bray	Shaughnessy Cudmore-Keating		Barrie	Y		38.0	(39.0 DNC)	39.0 DNC	39.0 DNC	39.0 DNF	39.0 DNC	39.0 DNC	39.0 DNC	32.0	343.0	304.0

PENALTY CODES

UFD : Amendment #3 SI 12.4

A30% : SI 18.1

10% : SI 20.3 Checkout/ checkin failure. Different penalties for Gold & Sliver/Bronze

BFD : Disqualification under rule 30.3

OCS : On Course Side

DNC : Did not start

DNF : Did not finish

DSQ : Disqualification

Prizes

Category	Rank	Competitor
Perpetual Trophy - Overall Top Team	1st	Gold - AUS - AUS4 Kurt Hansen & Harry Morton
Perpetual Trophy - Top Female Team	1st	Silver - ESP - ESP1787 Carla Munte & Marta Munte
Perpetual Trophy - Top Youth Team	1st	Gold - AUS - AUS4 Kurt Hansen & Harry Morton
Top 3 Gold Teams	1st	Gold - AUS - AUS4 Kurt Hansen & Harry Morton
Top 3 Gold Teams	2nd	Gold - FRA - FRA13 Brice Yrieix & Loic Ficher-Guillou
Top 3 Gold Teams	3rd	Gold - GER - GER14 Jasper Steffens & Tom Lennart Brauckmann
Top 3 Silver Teams	1st	Silver - ARG - ARG1884 Ignacio Varisco & Nicolas Peirano Prat
Top 3 Silver Teams	2nd	Silver - USA - USA11 Nicolas Muller & Ian Macdiarmid
Top 3 Silver Teams	3rd	Silver - AUS - AUS2261 Ezra Pritchard & Tom Siganto
Top 3 Bronze Teams	1st	Bronze - GER - GER1861 Theresa Blumroth & Maria Berking
Top 3 Bronze Teams	2nd	Bronze - CAN - CAN1451 Virginie Corbeil & Florence Delhaes
Top 3 Bronze Teams	3rd	Bronze - CAN - CAN454 Calum Macdonald & Matthew Yee

Sailwave Scoring Software 2.16.7

www.sailwave.comwww.cork.org
sail@cork.org<http://www.29erworlds.org/>